

Rayat Shikshan Santha's
Dr. Patangrao Kadam Mahavidyalaya, Ramanandnagar (Burli)
Tal-Palus, Dist. - Sangli (M.S.) India.
Analysis of Student feedback on College

Academic Year 2020-21

The college has developed questionnaire for the feedback from the “students on College.” The questionnaire consists seventeen questions with the four options. The questionnaire was circulated among the students online and their responses were analysed. The findings are as follows:

Findings:

1. 57% of students agree to the campus is green and ecofriendly.
2. The buildings/classrooms are accessible to differently abled students.
3. Internet facilities are available in the department.
4. 66.4% of the students have agree with equipments in the labs are in working position.
5. 53% of the students are strongly agreed and 66.5 % of the students agree to the functioning of the placement cell(s) in the institute is satisfactory.
6. Most of the students have requested to provide transport facility.
7. Some of the students have requested to provide clean drinking water in campus.

Action Taken:

According to the feedback forms and as per the suggestions of students the committee has taken following actions:

1. Transport Facility Request was discussed in meeting of College Development Committee. After getting approval from them, letters were given to all ST depots to start the buses from Palus, Kundal and Bhilwadi to our college.
2. Considering the demand for clean drinking water facility, it was decided to install water filtration plant in college campus.


Chairman,
Feedback Committee




Principal,
Dr. Patangrao Kadam Mahavidyalaya
Ramanandnagar (Burli)
Tal. Palus, Dist. Sangli.

Rayat Shikshan Sanstha's

Dr.Patangrao Kadam Mahavidyalaya, Ramanandnagar (Burli)

Tal-Palus, Dist. - Sangli (M.S.) India.

Report on,

Students Feedback On College

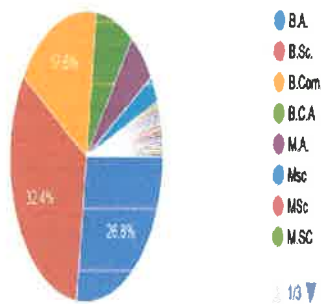
Academic Year 2020-21

Feedback is one of the most effective teaching and learning strategies and has an immediate impact on learning progress. We are collecting feedback from our students personally. We have designed a special feedback form on college.

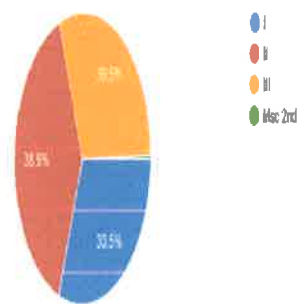
✦ Respondent Profile

The respondent sample is broadly representative of the student population with respect to class, and course. There are 26.4% from B.A., 17.6% from B. Com., 32.4% from B.Sc., 8.08% from B.C.A., 9.79% from M.Sc., 5.81% from M.A. in the survey sample. Most of the respondent students are from Bachelor's Degree (84.4%), students from Master Degree 15.6% students.

Course
272 responses

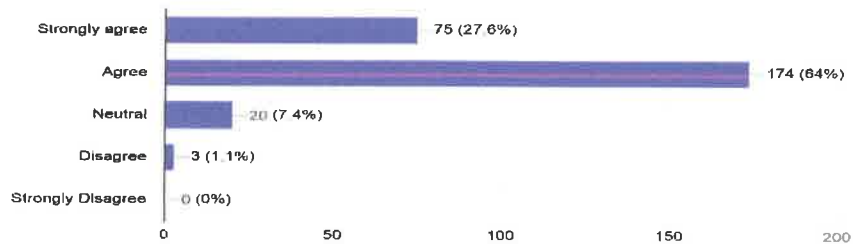


Class
272 responses



Que.1 The prescribed book/reading materials are available in the library/seminar

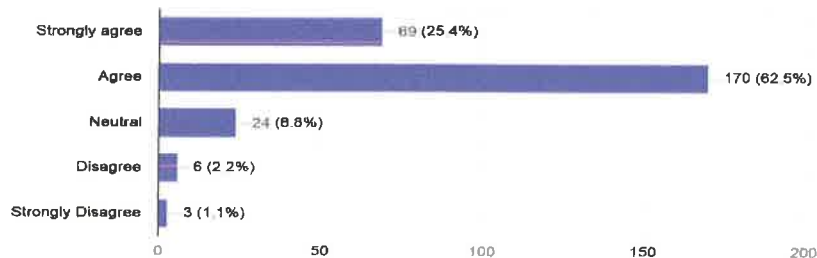
The prescribed book/reading materials are available in the library/seminar
272 responses



The above graph shows students opinion about the prescribed books/reading materials are available in the library/ seminar.27.6% of the students strongly agree.64% of the students agree. 1.1 % of the students have said that no prescribed books/reading materials are available in the library/seminar.

Que.2 Reading room & amp; Common room are available in the faculty/College building.

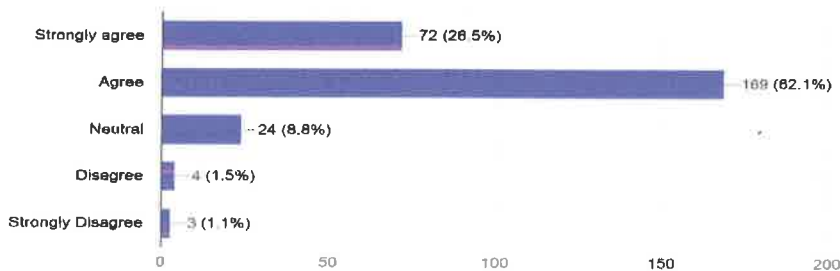
Reading room & Common room are available in the faculty/College building
272 responses



According to above graph 25.4% of the students strongly agree. 62.5% of the students agree. 8.8% of the students are neutral. 2.2 % of the students disagree to reading room & amp; Common room is available in the faculty/ College building.

Que.3 Available reading space in library/seminar is satisfactory.

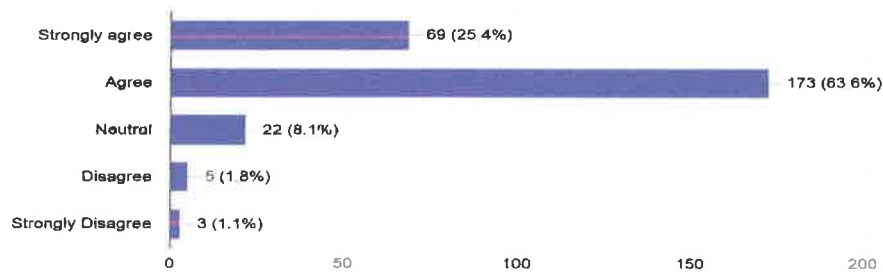
Available reading space in library/seminar is satisfactory.
272 responses



The above graph shows students opinion about available reading space in library/seminar is satisfactory. 26.5% of the students strongly agree. 62.1% of the students agree. 0.4% of the students disagree to available reading space in library/seminar is satisfactory

Que.4 The library/seminar staff is cooperative and helpful.

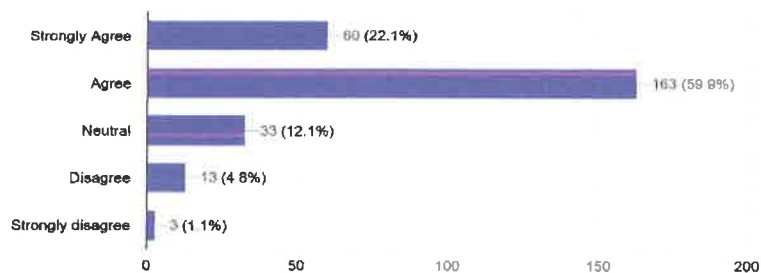
The library/ seminar staff are cooperative and helpful
272 responses



The above graph shows 25.4% of the students strongly agree.63.6% of the students agree. 3.8% of the students are neutral. 1.8% of the students are disagree to the library/seminar staff are cooperative and helpful.

Que.5 Photocopying facility in the library/department is available and satisfactory

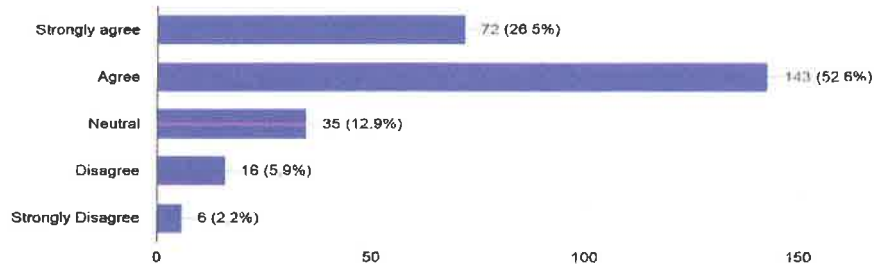
Photocopying facility in the library/ department is available and satisfactory
272 responses



According to above graph 22.1% of the students strongly agree, 59.9% of the students agree. 4.8% of the students disagree to photocopying facility in the library/department is available and satisfactory.

Que.6 Internet facilities are available in the department.

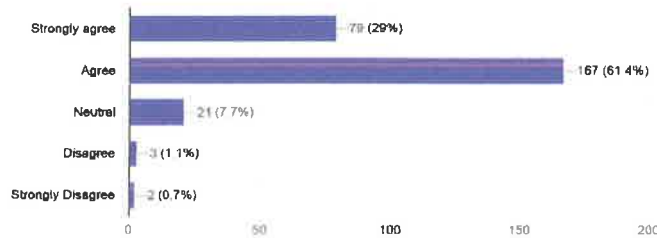
Internet facilities are available in the department
272 responses



The above graph shows students opinion about Internet facilities are available in the departmnt.26.5% of the students strongly agree. 52.6 % of the students agree. 5.9% of the students disagree to internet facilities are available in the department.

Que.7 Online educational resources are available and accessible.

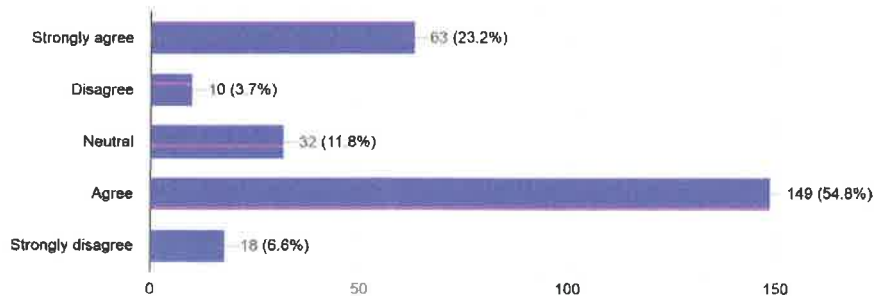
Online educational resources are available and accessible
272 responses



The above graph shows students opinion about online educational resources is available and accessible. 29% of the students strongly agree, 61.4% of the students agree, 5.1% of the students disagree.

Que.8 The office staff in the department is helpful.

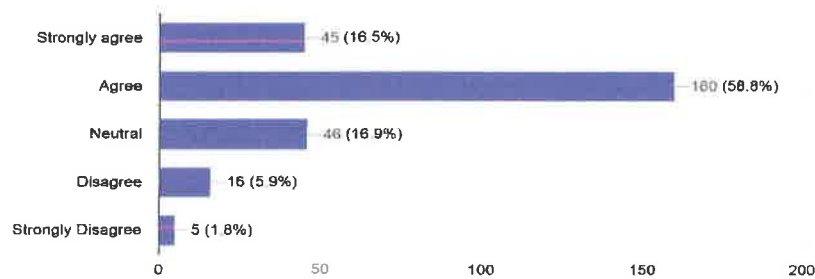
The office staff in the department are helpful.
272 responses



According to the above graph 23.2% of the students strongly agree, 54.8% of the students agree. 3.7% of the students disagree and 6.6% of the students strongly disagree to the office staff in the department are helpful.

Que.9 Toilets/washrooms are hygienic and properly maintained.

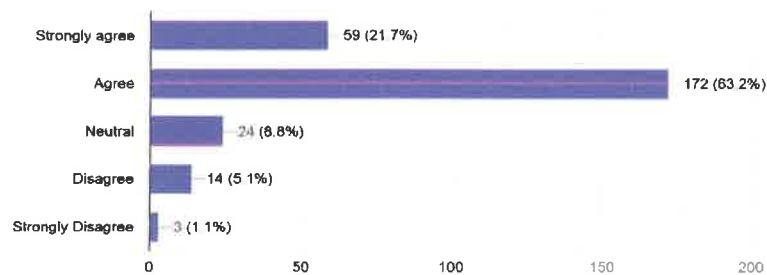
Toilets/washrooms are hygienic and properly maintained.
272 responses



According to above graph 16.5% of the students strongly agree, 58.8% of the students agree. 7.6% of the students disagree to toilets/washrooms are hygienic and properly maintained.

Que.10 Clean drinking water is available on the campus.

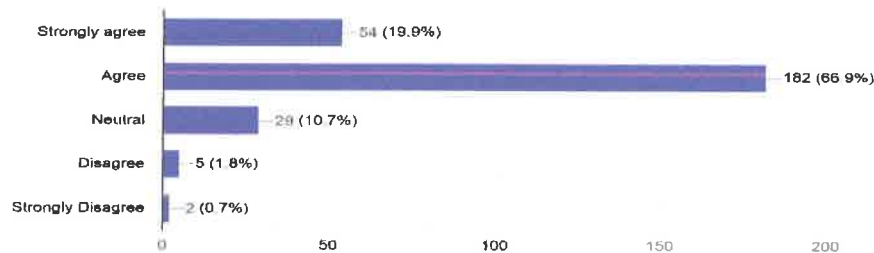
Clean drinking water is available on the campus.
272 responses



The above graph shows 21.7% of the students strongly agree, 63.2% of the students agree. 5.1% of the students disagree to clean drinking water is available on the campus.

Que.11 Grievances/problems redressed/solved well in time.

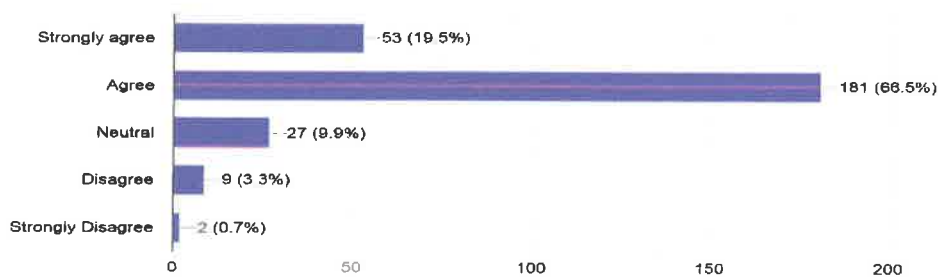
Grievances/problems redressed/solved well in time.
272 responses



According to above graph 19.9% of the students strongly agree, 66.9% of the students agree. 1.8% of the students disagree to grievances/problems redressed/solved well in time.

Que.12. The functioning of the placement cell(s) in the institute is satisfactory.

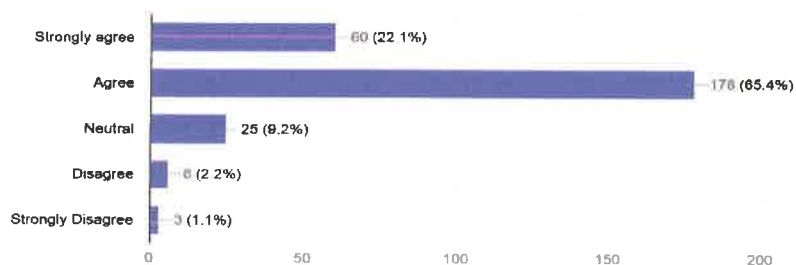
The functioning of the placement cell(s) in the institute is satisfactory
272 responses



The above graph shows students opinion about functioning of the placement cell(s) in the institute. 19.5% of the students strongly agree, 66.5% of the student's agree.3.3% of the students disagree to the functioning of the placement cell(s) in the institute is satisfactory.

Que.13 Equipment in the lab(s) is in working condition.

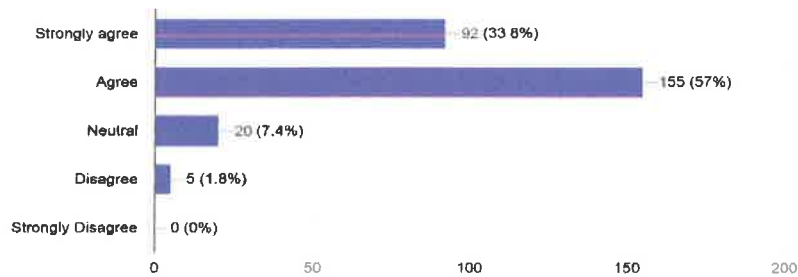
Equipment in the lab(s) are in working condition
272 responses



According to the above graph 22.1% of the students strongly agree, 65.4% of the students agree. 2.2% of the students disagree to equipment's in the lab(s) are in working condition.

Que.14 The campus is green and Eco-friendly.

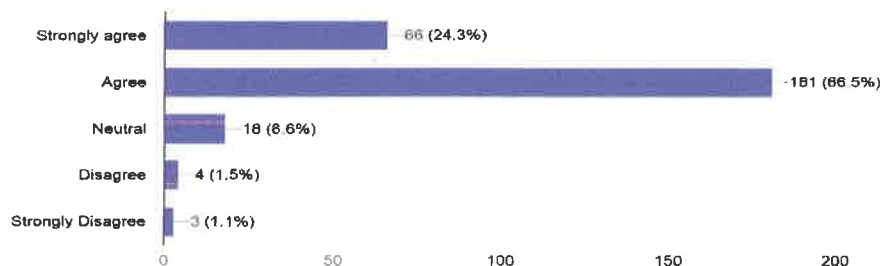
The campus is green and Eco-friendly.
272 responses



According to above graph 33.8% of the students strongly agree, 57% of the students agree. 1.8% of the students disagree to the campus is green and Eco-friendly.

Que.15 The buildings/classrooms are accessible to differently-abled students

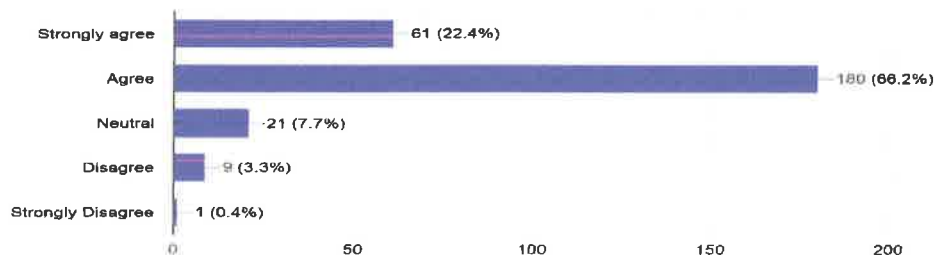
The buildings/classrooms are accessible to differently-abled students
272 responses



The above graph shows 24.3% of the students strongly agree, 66.5% of the students agree. 1.5% of the students disagree to the buildings/classrooms are accessible to differently-abled students.

Que.16 The Classrooms are clean and well maintained.

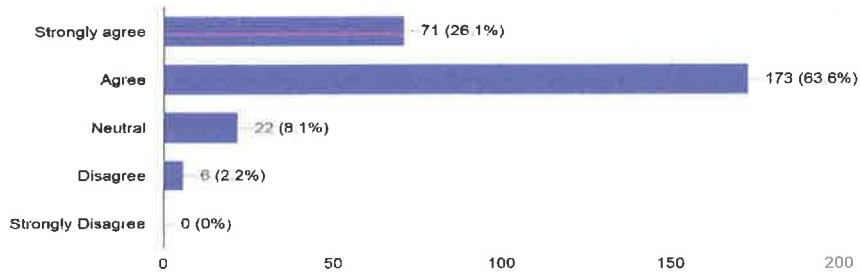
The classrooms are clean and well maintained.
272 responses



The above graph shows 22.4% of the students strongly agree, 66.2% of the students agree. 3.3% of the students disagree to the classrooms are clean and well maintained.

Que.17 The Campus has adequate power supply.

The campus has adequate power supply.
272 responses



According to the above graph 26.1% of the students strongly agree, 63.6% of the students agree. 2.2% of the students disagree to the campus has adequate power supply.

Findings:

1. Most of the students have requested to provide transport facility.
2. Some of the students have requested to provide clean drinking water in campus.

Prage
Chairman,

Feedback Committee



Prad

Principal,

Dr. Patangrao Kadam Mahavidyalaya,
Ramanandnagar (Burli)
Tal. Palus, Dist. Sangli.

Rayat Shikshan Santha's

Dr.Patangrao Kadam Mahavidyalaya, Ramanandnagar (Burli)

Tal-Palus, Dist. - Sangli (M.S.) India.

Report on,

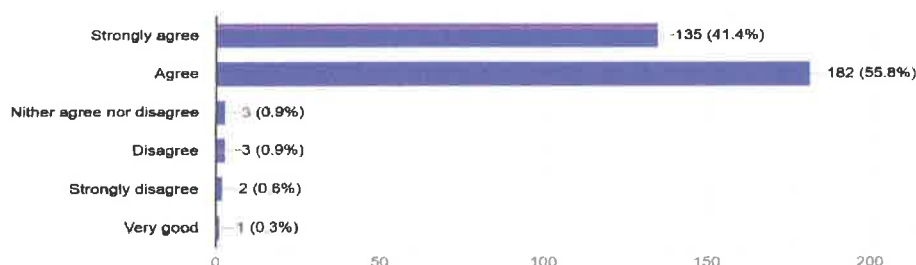
STUDENTS FEEDBACK ABOUT TEACHER

Academic Year 2020-21

Feedback is one of the most effective teaching and learning strategies and has an immediate impact on learning progress. We are collecting feedback from our students personally. We have designed a special feedback form on curriculum development, Faculty performance and subject review.

❖ **The analysis of student's feedback on the completion of Syllabus:**

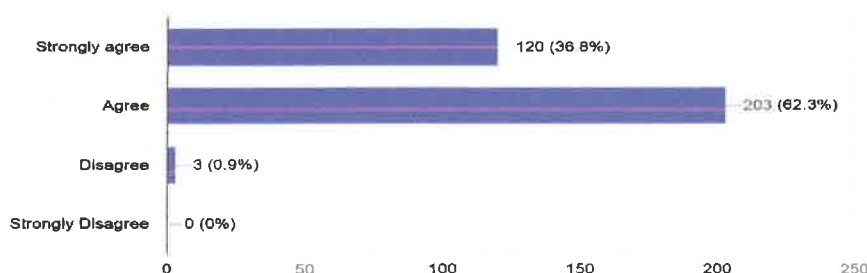
1)The teacher completes the entire syllabus in time
326 responses



The above graph shows that 41.4% students feel strong agree for completion of entire syllabus in time while 55.8% students agree but 0.9% students are not satisfy about completion of syllabus.

❖ **About Teacher discuss topics and interact in the class:**

2)The teacher discuss topics and interact in the class
326 responses

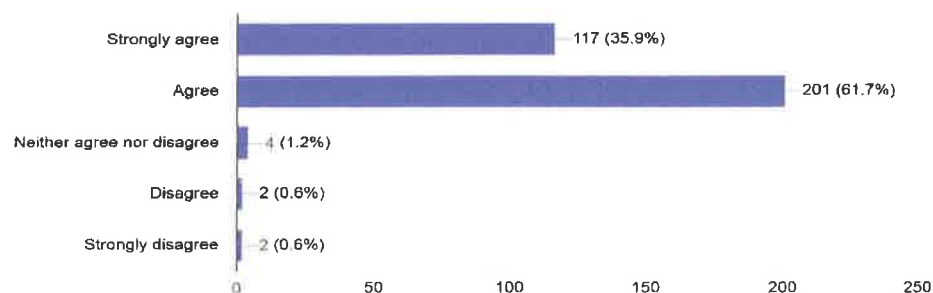


The 36.8% students strongly agree and 62.3 % students are agree while 0.9% students are disagree for discussion on the topic and interaction by teacher in the class.

❖ **The teacher communicates clearly and inspire me by his teaching:**

3)The teacher communicates clearly and inspire me by his teaching.

326 responses




35.9% Students also reported that lecturers provide prompt and comprehensive and they inspired by teaching.61.7% students are agree for the same while 0.6% are not satisfy by their teaching.

❖ **The teacher is punctual in the class:**

4)The teacher is punctual in the class.

326 responses

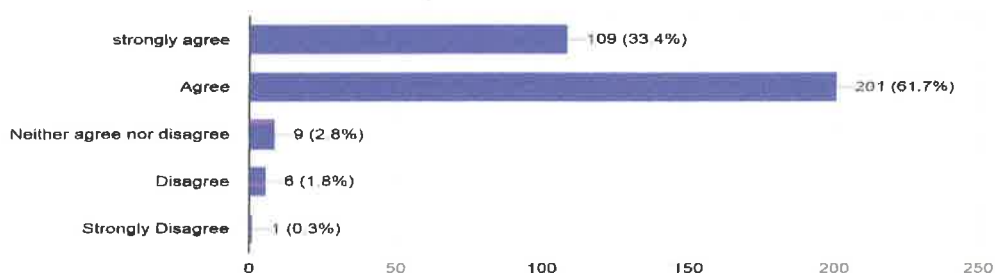


Above graph shows 29.1% students feel punctuality about the teacher but 66.6% students also agree punctuality about teacher but 2.1% students are disagree about it.

❖ **The teacher comes well prepared for the class:**

5)The teacher comes well prepared for the class.

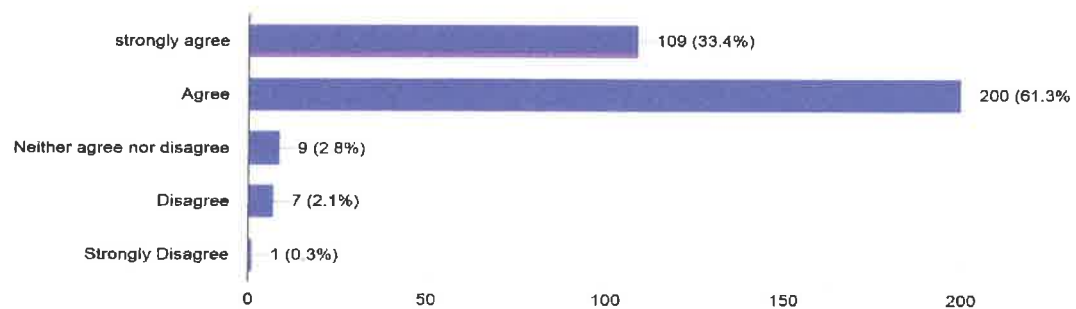
326 responses



The above graph shows 33.4% students feel strong agree for well preparation of subject content about teacher and 61.9% students agree for their preparation but 1.8% students are not satisfy for their preparation.

❖ **The teacher encourages participation and discussion in the class:**

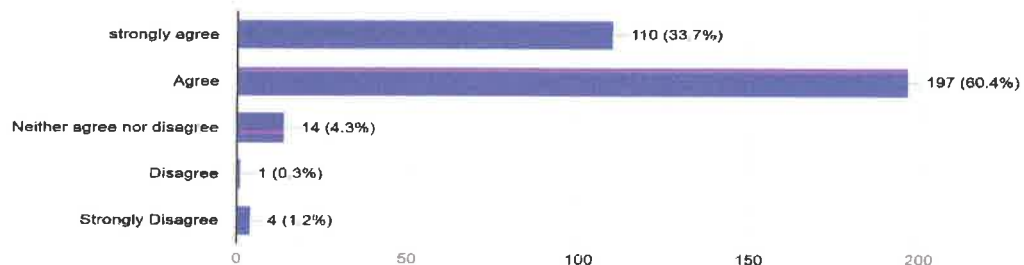
6)The teacher encourages participation and discussion in the class.
326 responses



According to above graph 33.4% students strongly agree for the participation and discussion in the class by the teacher while 61.3% students agree for same but 2.1% & students are not satisfied on teachers' encouragement and discussion.

❖ **The teacher uses modern teaching aids,hand out,Suitable references, PowerPoint presentation, web resources:**

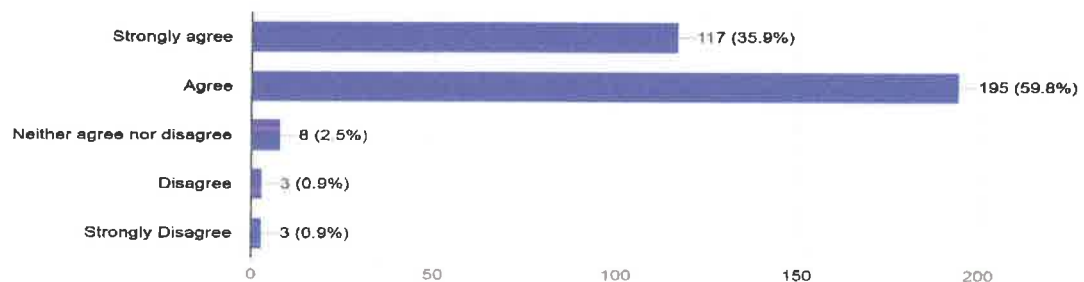
7)The teacher uses modern teaching aids, handout, suitable references, power point presentation, web resources etc.
326 responses



The above graph shows 33.7% students are strongly agree, 60.4% students agree and 0.3% students feel that there is need to add latest technology.

❖ **The teacher's attitude the students is friendly & helpful:**

8)The teacher's attitude towards the students is friendly & helpful.
326 responses

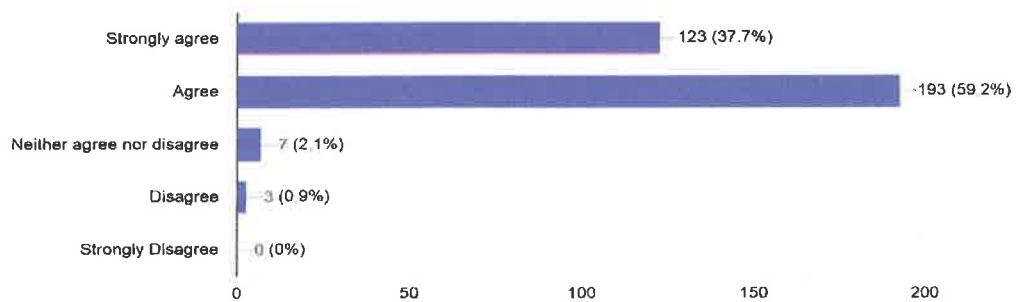


According to above graph 35.9% students feel strong agree on the teachers attitude as friendly and helpful nature while 59.8% students agree on teacher's attitude but 0.9% students are not satisfied on attitude of teachers.

❖ **The teachers is available and accessible in the department:**

9)The teacher is available and accessible in the department.

326 responses

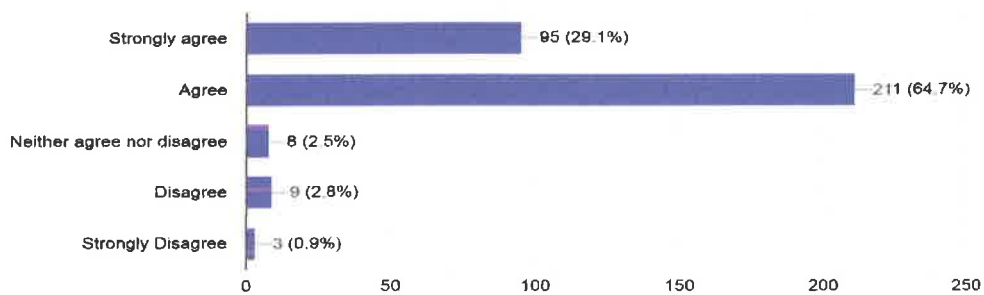


37.7% students have been that teachers is available and accessible in the department while 59.2% students are agree with this statement but 0.9% students are disagree.

❖ **The evaluation process is fair and unbiased:**

10)The evaluation process is fair and unbiased.

326 responses

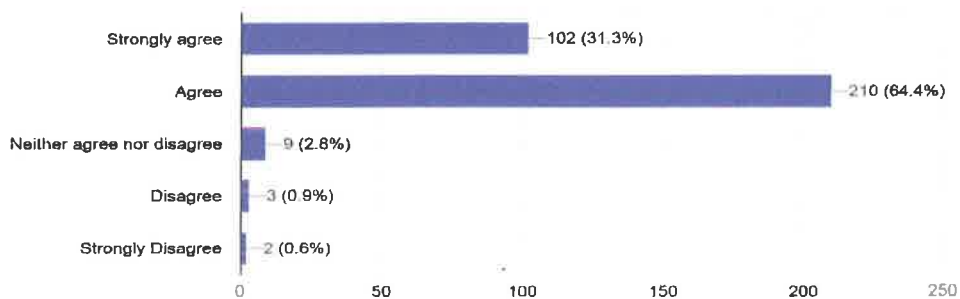


The above graph shows, 29.1 % students are strongly agree on the evaluation process and 64.7 % students are agree on the evaluation process such as fair and unbiased.2.8% of the students disagree to evaluation process is fair and unbiased.

❖ **Regular and timely feedback is given on your performance:**

11)Regular and timely feedback is given on your performance.

326 responses

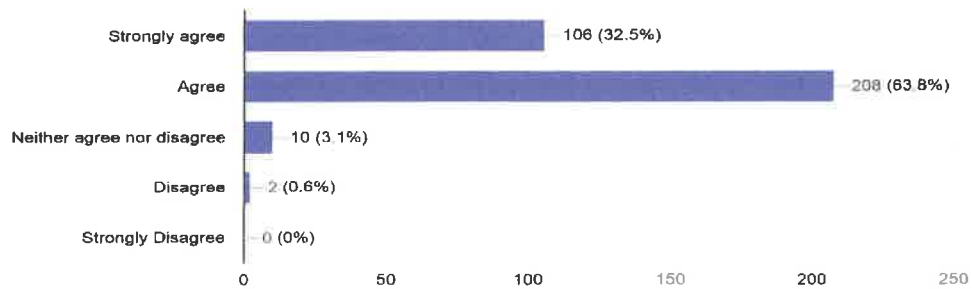


31.3 % students are well satisfied on regular and timely feedback while 64.4 % students satisfied on the same but 0.9 % students dislike it.

❖ **Periodical assessment are conducted as per schedule:**

12) Periodical assessment are conducted as per schedule.

326 responses

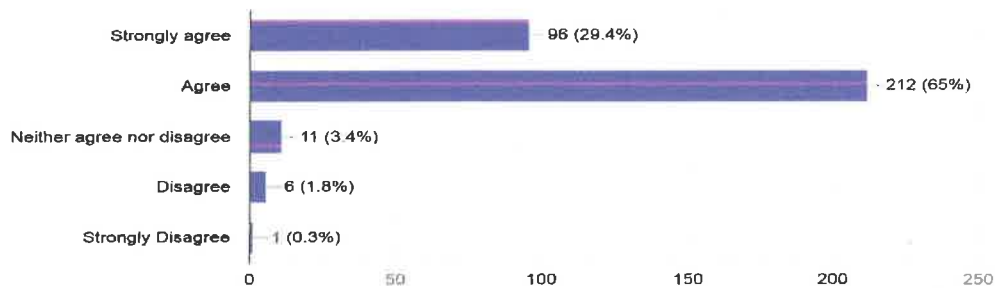


The above graph shows, 32.5% students are strongly agree for the conduction of periodical assessment and agreed by 63.8 % students but disagreed by 0.6 % students.

❖ **I have learnt and understood the subject materials in this course:**

13) I have learnt and understood the subject materials in this course.

326 responses



Most of the student have learnt and understood the subject materials in this course but only 1.8 % student are not satisfied in this course.

Chairman,

Feedback Committee



Principal,

Dr. Patangrao Kadam Mahavidyalaya,
Ramanandnagar (Burli)
Tal. Palus, Dist. Sangli.

Rayat Shikshan Santha's

Dr. Patangrao Kadam Mahavidyalaya, Ramanandnagar (Burli)

Tal-Palus, Dist. - Sangli (M.S.) India.

Analysis of Student Feedback about Teacher

Academic Year 2020-21

The College has developed questionnaire for the feedback on "Student Feedback about Teacher". The questionnaire consists of thirteen questions with the four options. The questionnaire was circulated among the students online and their responses were analyzed. The findings and the action taken report is as follows:

Findings:

1. 41.4% of the students have strongly agree and 55.8% of the students have agree to all the faculty completes the entire syllabus in time.
2. 66.6 % of the students have agree to all the faculty members be punctual in the class.
3. 33.7% of the students strongly agree and 60.4% of the students agree to the teacher uses modern teaching aids, handout, suitable references, power point presentation, web resources etc.
4. 35.98% of the students strongly agree and 59.8% of the students agree to the teacher's attitude towards the students is friendly & helpful.
5. All the faculty members come well prepared for the class.
6. All the faculty members encourage the students to participate in the various activities in the class.



**Chairman,
Feedback Committee**





**Principal,
Dr. Patangrao Kadam Mahavidyalaya,
Ramanandnagar (Burli)
Tal. Palus, Dist. Sangli.**

Rayat Shikshan Santha's

Dr.Patangrao Kadam Mahavidyalaya, Ramanandnagar (Burli)

Tal-Palus, Dist. - Sangli (M.S.) India.

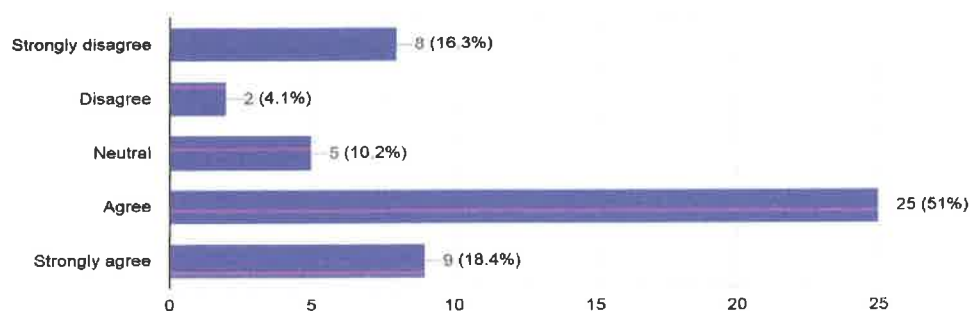
Report on, Teacher's feedback on Curriculum Academic Year 2020-21

Our institute has collected teacher's feedback on curriculum. Total of 49 teachers have responded about the same. The feedback form involves 22 questions. The responses are in the form of Strongly Agree, Agree, Neutral, Disagree and Strongly Disagree.

❖ Syllabus is suitable to the course:

1)Syllabus is suitable to the course.

49 responses

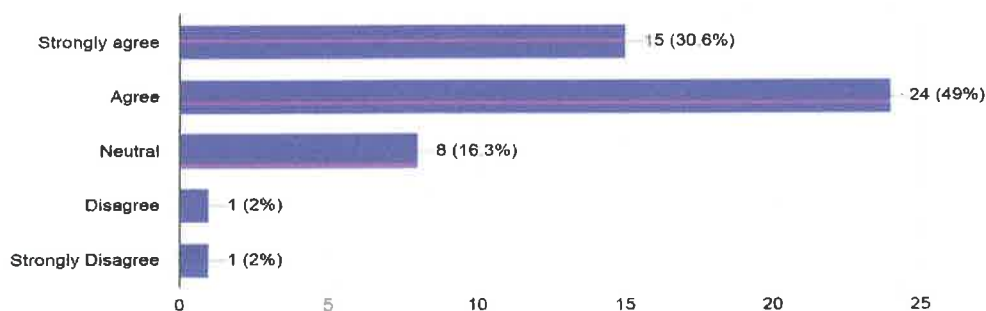


Out of 49 (100%) responses, 18.4% faculties are Strongly Agree and Satisfied with course syllabus, 51% are agree, 10.2% are neutral , 4.1% are disagree that the course syllabus was suitable and 16.3% are Strongly Disagree.

❖ Syllabus is need based:

2)Syllabus is need based.

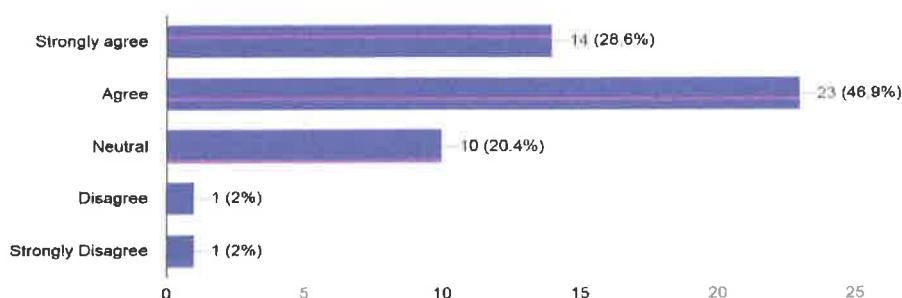
49 responses



About second question of need based syllabus,30.6% responses are strongly agree that syllabus is need based where as 49% are agree, 16.3% responses are neutral, 2% are disagree and 2% responses are strongly disagree.

❖ **Aims and objectives of the syllabus are well defined and clear to teachers and students.**

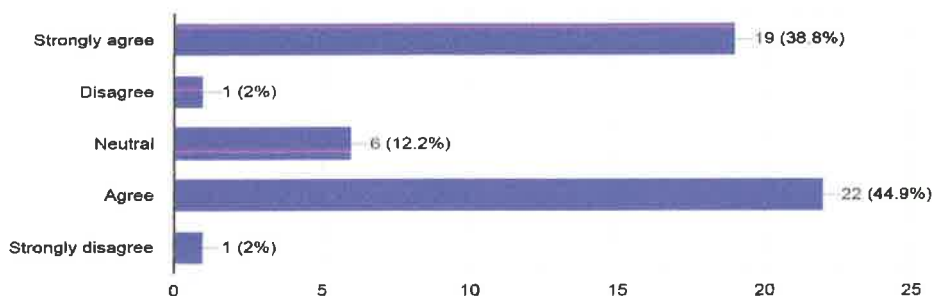
3) Aims and objectives of the syllabus are well defined and clear to teachers and students.
49 responses



The above graph shows 28.6% responses are strongly agree with aims & objectives of the syllabus are well defined & clear, 46.9% are agree, 20.4% are neutral, 2% responses are disagree & strongly disagree respectively.

❖ **Course content is followed by corresponding reference materials:**


4) Course content is followed by corresponding reference materials.
49 responses



According to above graph 38.8% responses are strongly agreed with course content. 2% are disagree and strongly disagree, where as 12.2 % neutral and 44.9% responses are agree with course content .

❖ **Sufficient numbers of prescribed books are available in the library:**

5) Sufficient numbers of prescribed books are available in the library.
49 responses

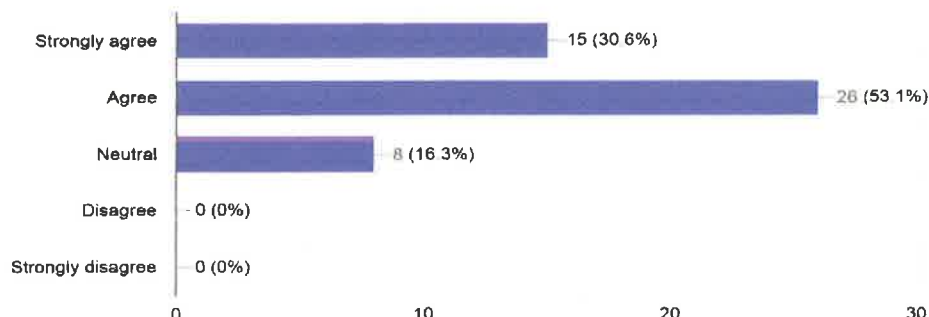


The above graph shows 34.7% responses are strongly agree, 49% are agree, 6.1% are neutral.

❖ **The course/syllabus has good balance between theory and application:**

6)The course/ syllabus has good balance between theory and application.

49 responses

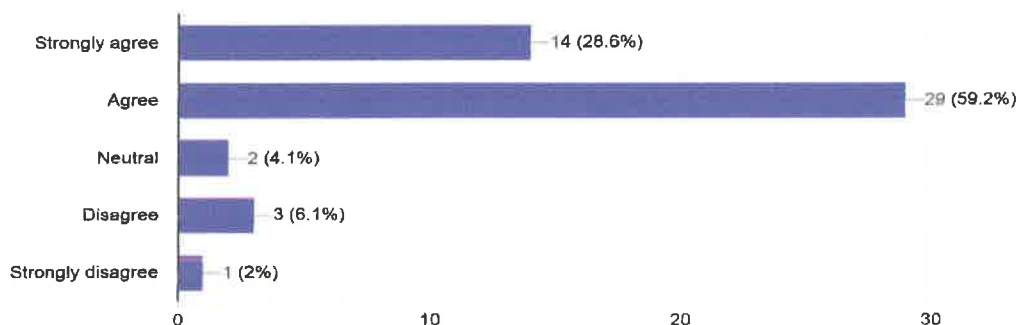


According to above graph 30.6% responses are strongly agree with syllabus has good balance between theory and application. 53.1% are agreed, 16.3% are neutral, and 0% are disagree and strongly disagree.

❖ **The course/syllabus has made me interested in the subject area.**

7)The course/ syllabus has made me interested in the subject area.

49 responses

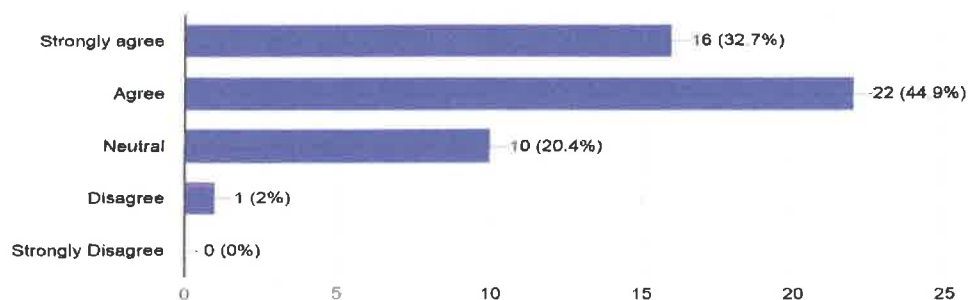


About course /syllabus made interested in the subject area ,28.6% responses are strongly agree, 59.2 % are agree , 4.1 % are neutral.

❖ **The course/syllabus of this subject increased my knowledge and perspective in the subject area.**

8)The course/ syllabus of this subject increased my knowledge and perspective in the subject area.

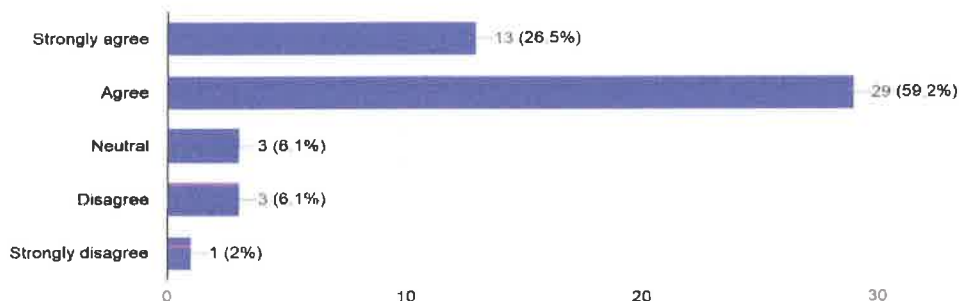
49 responses



Out of 49 responses (100%) about the course/ syllabus of the said subject increased knowledge and perspective of the teacher in the subject area, 32.7% responses are strongly agree, 44.9% are agree, 20.4% responses are neutral, 2% responses are disagree and 0% responses strongly disagree.

❖ **The course/Programme of studies carries sufficient number of optional papers.**

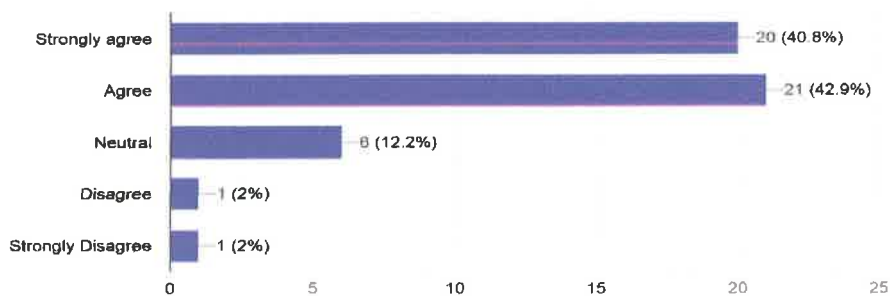
9)The course/ programme of studies carries sufficient number of optional papers.
49 responses



The above graph shows, 26.5% responses are strongly agree with the course/ programme of studies carries sufficient number of option papers,59.2% responses are agree, 6.1% are neutral.

The books prescribed/listed as reference materials are relevant, updated and appropriate.

10)The books prescribed/listed as reference materials are relevant, updated and appropriate.
49 responses

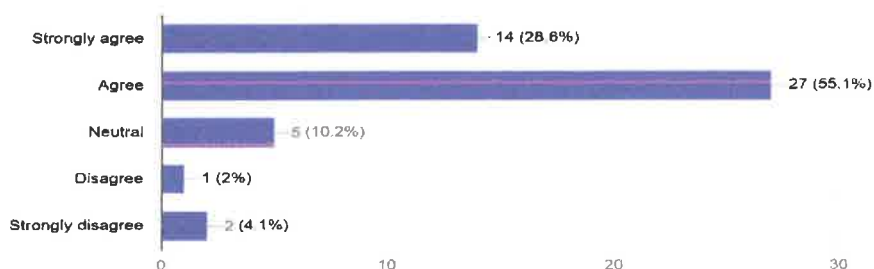


For this 20 (40.8%) out of 49 faculties are strongly agree, 21 (42.9%) are agree, 6 (12.2%) faculties are natural and 2% are disagree and strongly disagree for this question.

❖ **Infrastructure facilities, such as teacher's rooms/carrels, class rooms, reading rooms and toilets are available in the department.**

11)Infrastructure facilities, such as teachers rooms/carrels, class rooms, reading rooms and toilets are available in the department.

49 responses

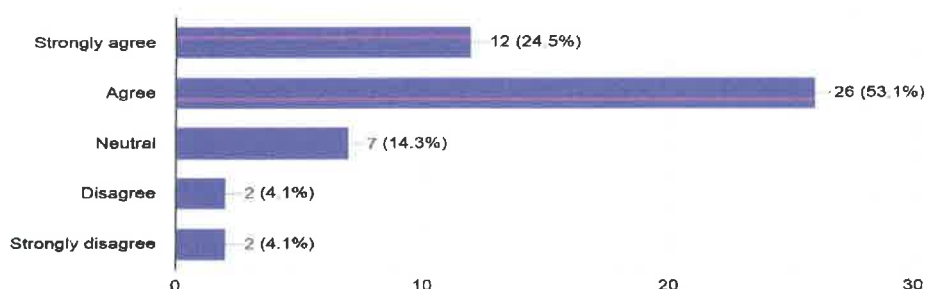


About the infrastructure facilities 28.6% responses are strongly agree,55.1% are agree ,10.2% are neutral and 2% responses are disagree.

❖ **Staff Canteen is available at the faculty level.**

12)Staff canteen is available at the faculty level.

49 responses

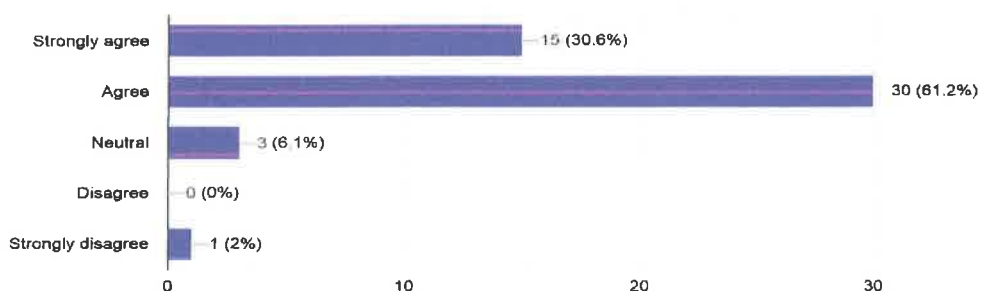


For the question about staff canteen available at faculty level, 12(24.5%) out of 49 faculties are strongly agree with canteen facility, 26 (53.1%) are agree, 7(14.3%) are neutral and 4.1% responses are disagree and strongly disagree with canteen facility.

❖ **Tests and examinations are conducted well in time proper coverage of all units in the syllabus.**

13)Tests and examinations are conducted well in time with proper coverage of all units in the syllabus.

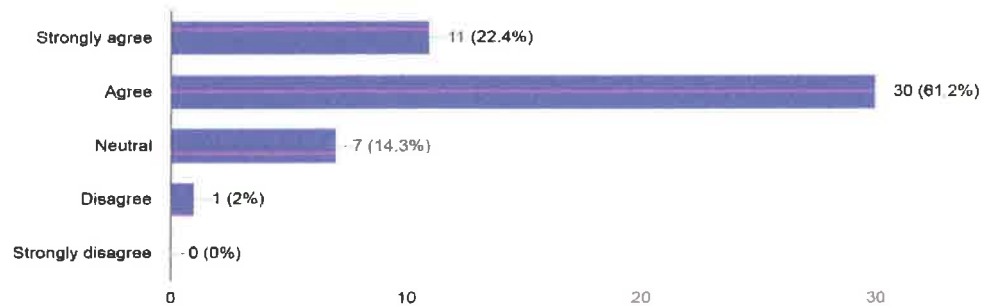
49 responses



The response regarding test and conduct of examination,30.6% response are strongly agree,61.2% are agree, 6.1% are neutral and 0.% response are disagree and 2% responses are strongly disagree.

❖ **I have the freedom to propose, modify, suggest and incorporate new topics in the syllabus.**

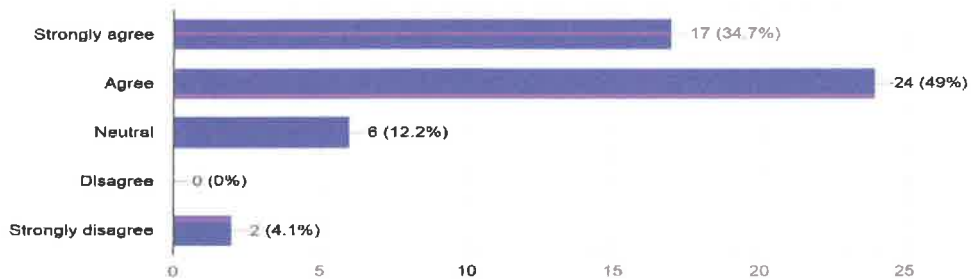
14) I have the freedom to propose, modify, suggest and incorporate new topics in the syllabus.
49 responses



For the question freedom for suggestions regarding reframing of syllabus 22.4% responses strongly agree ,61.2% are agree,14.3% are neutral 2 % are disagree and 0.% responses for this strongly disagree.

❖ **I have the freedom to adopt new techniques/strategies of teaching such as seminar presentations, group discussion and learners participation.**

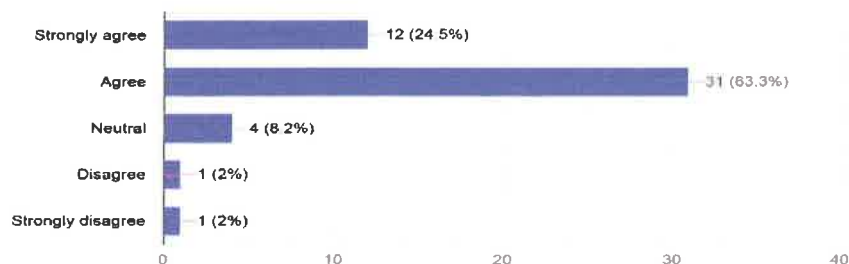
15) I have the freedom to adopt new techniques/ strategies of teaching such as seminar presentations, group discussion and learners participation.
49 responses



The response for the question regarding freedom for adopting new technology/strategies 34.7% responses are strongly agree, 49% were agree,12.2% are neutral and 0.% responses are for disagree and 4.1% responses are strongly disagree.

❖ **I have the freedom to adopt/adapt new techniques/strategies of testing and assessment of students.**

16) I have the freedom to adopt/adapt new techniques/ strategies of testing and assessment of students.
49 responses

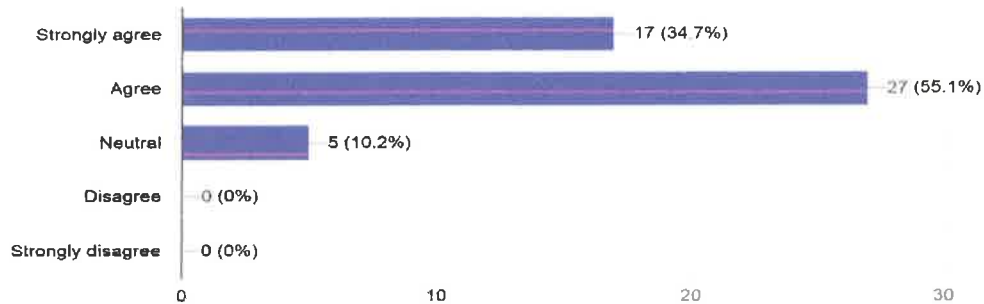


For adoption of new techniques and strategies of testing and assessment of students,24.5% facilities are strongly agree about freedom 63.3% are agree, 8.2% responses are neutral ,2% are disagree and strongly disagree respectively.

❖ **The environment in the department is conducive to teaching and research.**

17) The environment in the department is conducive to teaching and research.

49 responses

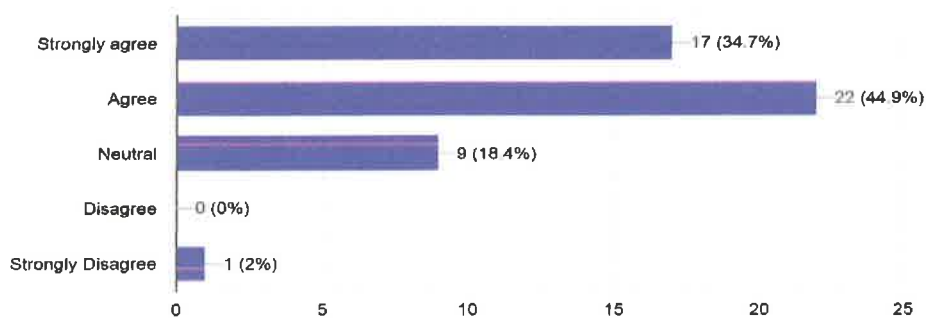


For the question related to environment in the department for teaching and research 34.7% response are strongly agree,55.1% are agree,10.2% are neutral, 0% are disagree and strongly disagree respectively.

❖ **The administration is teacher friendly.**

18) The administration is teacher friendly.

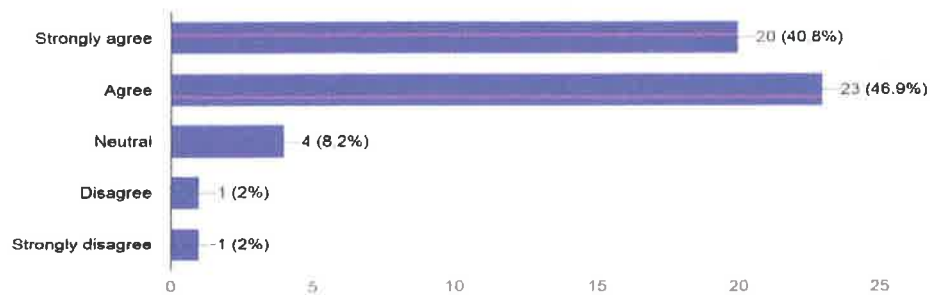
49 responses



The 34.7% faculties are strongly agree with the administration is teacher friendly,44.9% responses are agree,18.4% are neutral and 0% responses are disagree and 2% responses are strongly disagree.

❖ **The institute provides adequate and smooth support for projects and research facilities.**

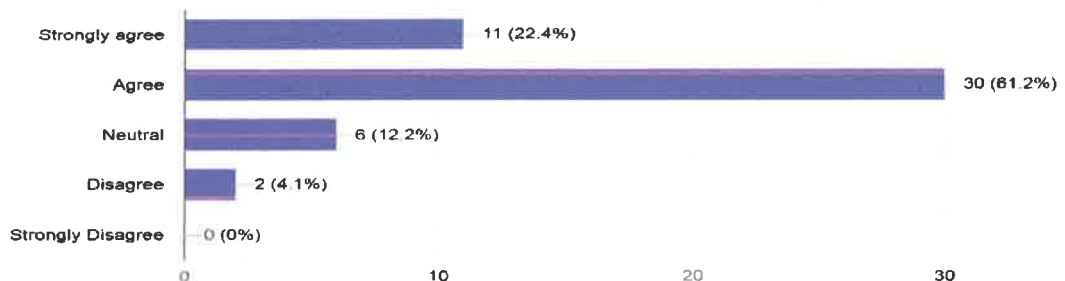
19) The institute provides adequate and smooth support for projects and research facilities.
49 responses



The above graph shows, 40.8% responses are strongly agree, 46.9% are agree, 8.2% responses are neutral, 2% are disagree and strongly disagree respectively.

❖ **The institute provides adequate funding and support to faculty members for upgrading their skills and qualifications.**

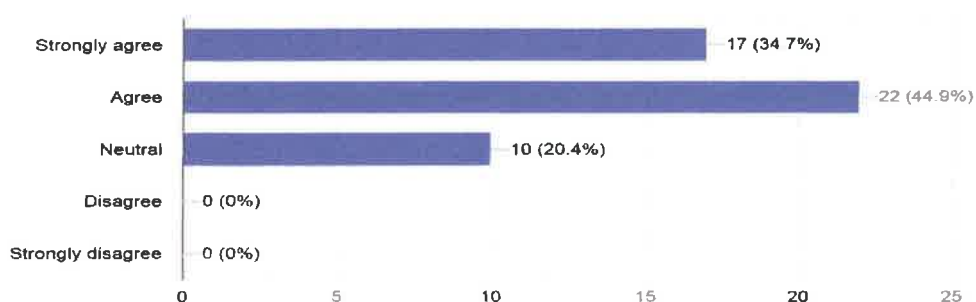
20) The institute provides adequate funding and support to faculty members for upgrading their skills and qualifications.
49 responses



The response for the question-whether the institute provides adequate funding and support to faculty for up grading their skills and qualifications 11(22.4%) out of 49 faculties are strongly agree, 30 (61.2%) faculties are agree, 6(12.2%) are neutral, 2 faculties are disagree and nobody is strongly disagree.

❖ **Provisions for professional development are non-discriminatory and fair.**

21) Provisions for professional development are non-discriminatory and fair.
49 responses

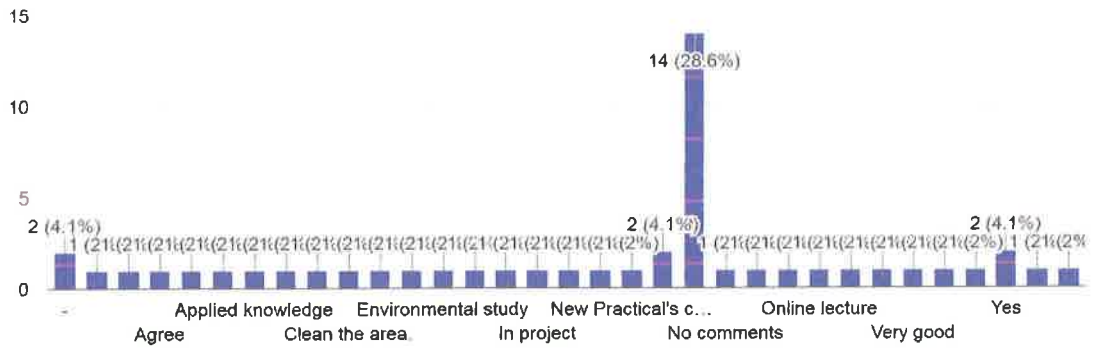


The 34.7% faculties are responded that the provisions for professionals development are non-discriminatory and fair,44.9% responses are agree, 20.4% are neutral and 0.% responses are disagree and strongly respectively.

❖ **Areas of improvement in syllabus.**

22) Areas of improvement in syllabus.

49 responses



About the areas of improvement in syllabus, the responses are in the form of ok, No, very good and yes.

Praye
Chairman,
Feedback Committee



Dr. Patangrao Kadam
Dr. Patangrao Kadam Mahavidyalaya,
Ramnandnagar (Burla)
Tal. Palus, Dist. Sangli.

Rayat Shikshan Sanstha's

Dr. Patangrao Kadam Mahavidyalaya, Ramanandnagar (Burli).

Analysis of Employers Feedback

2020-21

Feedback committee of the college has developed questionnaire for the feedback from the employers about the impressions of the college students. The questionnaire consists seventeen questions deals with the firm of employers, the performance of the college students on their firms, attitude of the employee, the connection of the curriculum with the work etc. and 17th question is about any suggestion or comment. The questionnaire was circulated among the employers and the collected feedback forms were analyzed. The following findings and the actions were taken based on the analysis.

Findings:

1. Out of total, 91% employers were satisfied with the student employee of the college.
2. 90% of the employers were happy to their capacity to developing practical solutions to work problem.
3. All the employers were satisfied with the organization of Co-Curricular activities at the departmental level. They stated that these activities are helpful for the development of their various skills.
4. Out of total 60% employers were self-motivated and taking on appropriate level of responsibility, they have technical knowledge and communication skills.



Chairman,
Feedback Committee



Principal,
Dr. Patangrao Kadam Mahavidyalaya,
Ramanandnagar (Burli)
Tal. Palus, Dist. Sangli.

Rayat Shikshan Sanstha's
Dr. Patangrao Kadam Mahavidyalaya, Ramanandnagar (Burli)
Tal-Palus, Dist. - Sangli (M.S.) India.
Analysis of Alumni Feedback

Academic Year 2020-21

The college has developed questionnaire for the alumni on the overall effect of the institution for their development. The questionnaire consist two parameters in which the first parameters is about general information of the students, such as name degree and occupation. The second parameter deals with opinion of alumnus about college development and facilities provided to the students by the college. The last question deals with any suggestion or comment by alumni students. The questionnaire was circulated among alumni and collected for analysis. The following findings and actions were taken based on the analysis.

Findings:

1. 70% of the students said, they have acquired skill/competencies from the degree/course that are useful in their profession.
2. Out of total, 74% students show their willingness in contributing the development of the college. While, 2% alumni have already contributed to the development of the college.
3. 72% Alumni satisfied with the college about education imparted at our college.
4. 60% of the Alumni suggested that to start skill development courses.

Action taken:

As per the feedback forms collected from the alumni and according to their suggestions the committee members and Honorable Principal discussed about the above mentioned issue and following action were taken.

1. A meeting of all the teaching staff was held under the guidance of the Honorable Principal and was decided to commence skill development courses. Further it was decided to start skill development course for each department of the institute.


Chairman,
Feedback Committee




Principal,
Dr. Patangrao Kadam Mahavidyalaya,
Ramanandnagar (Burli)
Tal. Palus, Dist. Sangli.